

**Q1 Please provide the name of the class you attend. If you attend more than one class, we would like you to pick one to assess.**

Answered: 181 Skipped: 0

**Q2 Please provide the name of the venue where the class is held.**

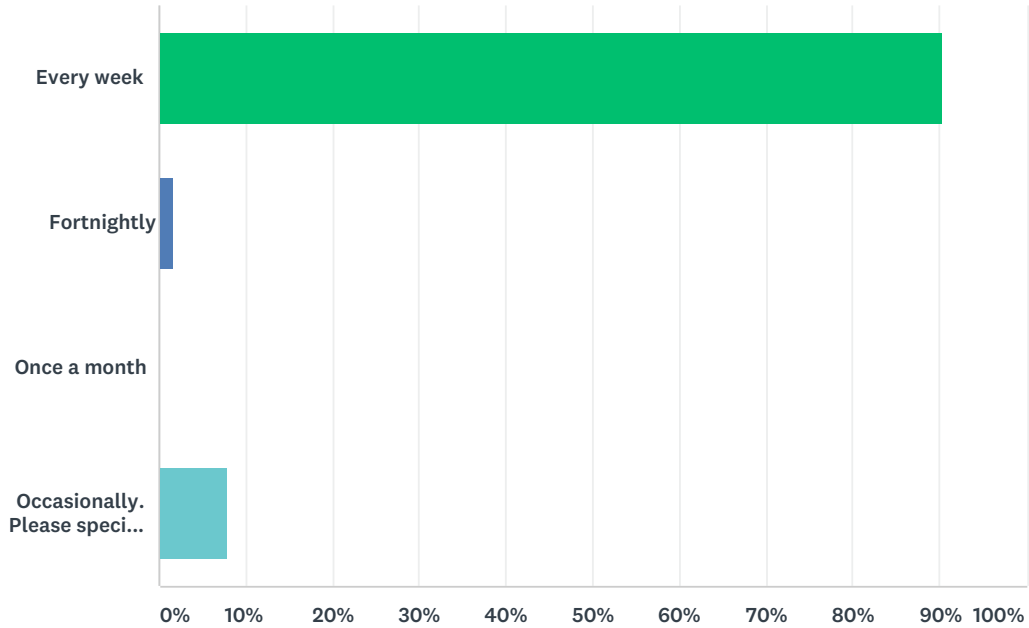
Answered: 181 Skipped: 0

**Q3 Please provide the location of this venue.**

Answered: 178 Skipped: 3

## Q4 How regularly do you attend?

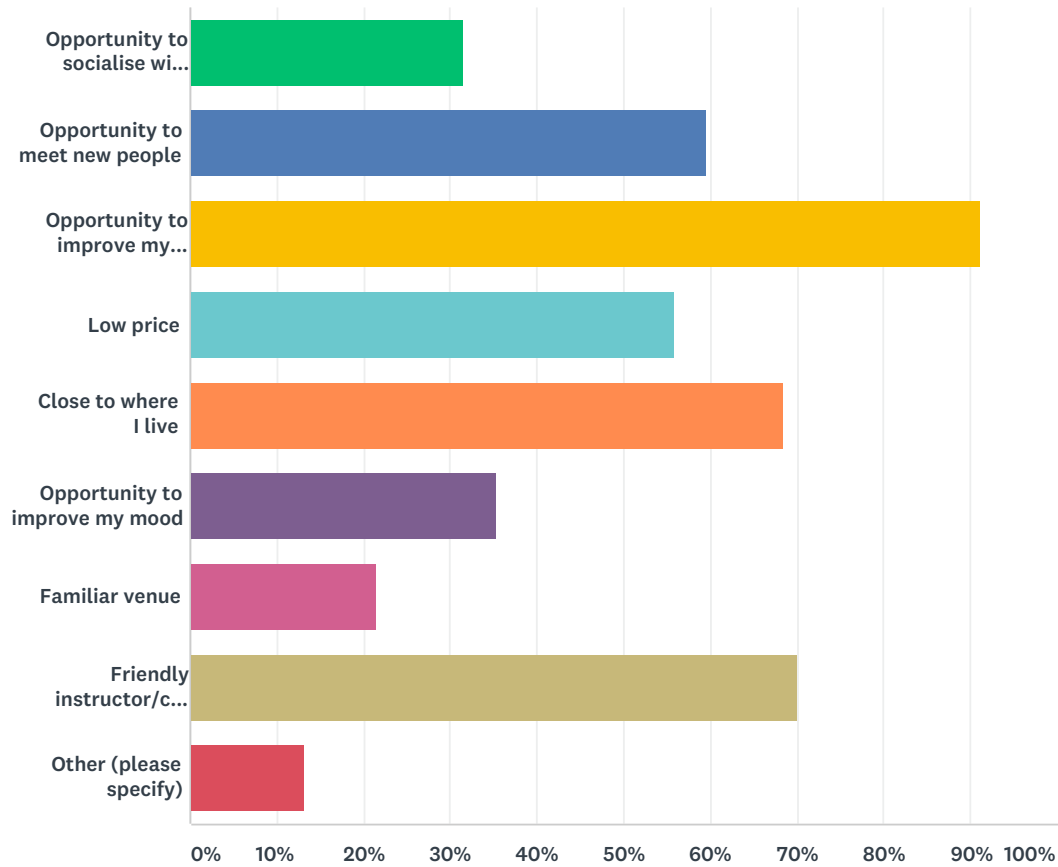
Answered: 177 Skipped: 4



ANSWER CHOICES	RESPONSES	
Every week	90.40%	160
Fortnightly	1.69%	3
Once a month	0.00%	0
Occasionally. Please specify reason.	7.91%	14
<b>TOTAL</b>		<b>177</b>

### Q5 Why do you attend this class? Tick all that apply.

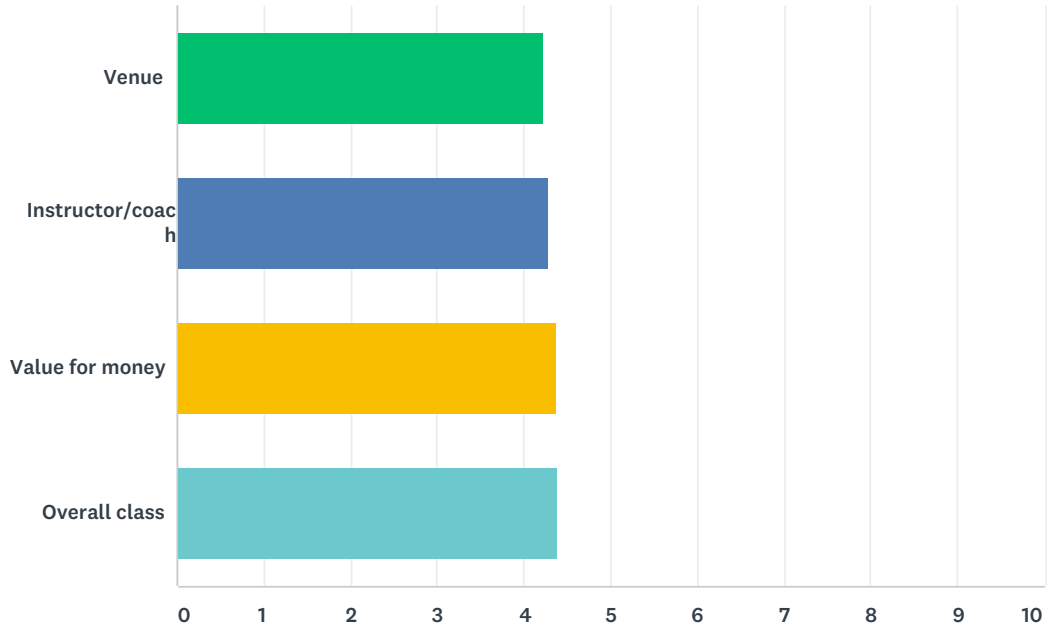
Answered: 181 Skipped: 0



ANSWER CHOICES	RESPONSES	
Opportunity to socialise with people I already know	31.49%	57
Opportunity to meet new people	59.67%	108
Opportunity to improve my overall health/fitness	91.16%	165
Low price	55.80%	101
Close to where I live	68.51%	124
Opportunity to improve my mood	35.36%	64
Familiar venue	21.55%	39
Friendly instructor/coach	70.17%	127
Other (please specify)	13.26%	24
Total Respondents: 181		

Q6 Please rate the following by placing a tick in the relevant column.

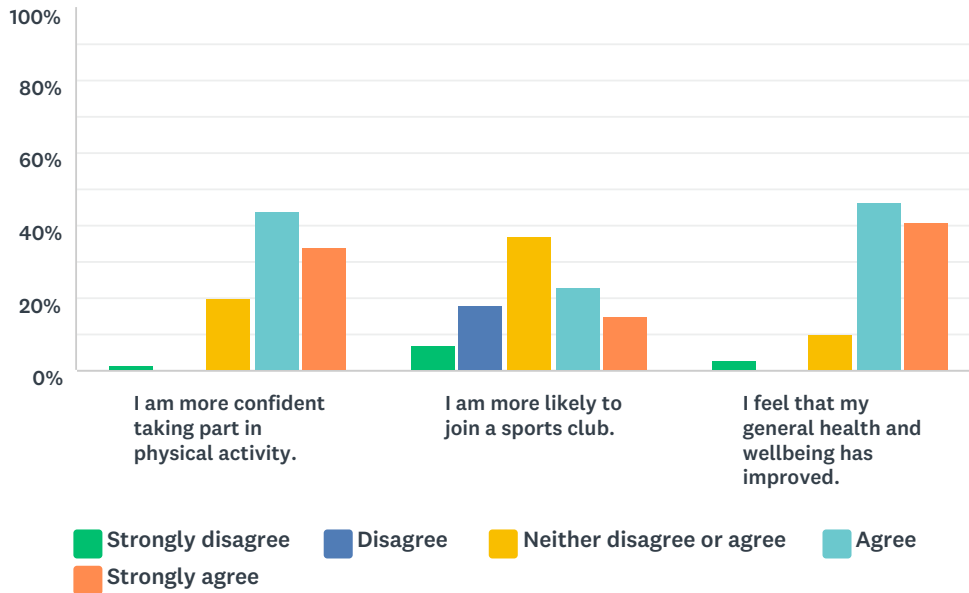
Answered: 181 Skipped: 0



	VERY UNSATISFIED	UNSATISFIED	NEITHER UNSATISFIED NOR SATISFIED	SATISFIED	VERY SATISFIED	TOTAL	WEIGHTED AVERAGE
Venue	10.50% 19	0.00% 0	3.31% 6	28.73% 52	57.46% 104	181	4.23
Instructor/coach	12.43% 22	0.00% 0	4.52% 8	12.99% 23	70.06% 124	177	4.28
Value for money	11.05% 20	0.55% 1	3.87% 7	9.39% 17	75.14% 136	181	4.37
Overall class	11.17% 20	0.00% 0	2.23% 4	12.29% 22	74.30% 133	179	4.39

Q7 To what extent do you agree with the following statements. Place a tick in the relevant column.

Answered: 181 Skipped: 0



	STRONGLY DISAGREE	DISAGREE	NEITHER DISAGREE OR AGREE	AGREE	STRONGLY AGREE	TOTAL	WEIGHTED AVERAGE
I am more confident taking part in physical activity.	1.69% 3	0.56% 1	19.77% 35	44.07% 78	33.90% 60	177	4.08
I am more likely to join a sports club.	7.14% 12	17.86% 30	36.90% 62	23.21% 39	14.88% 25	168	3.21
I feel that my general health and wellbeing has improved.	2.76% 5	0.00% 0	9.94% 18	46.41% 84	40.88% 74	181	4.23

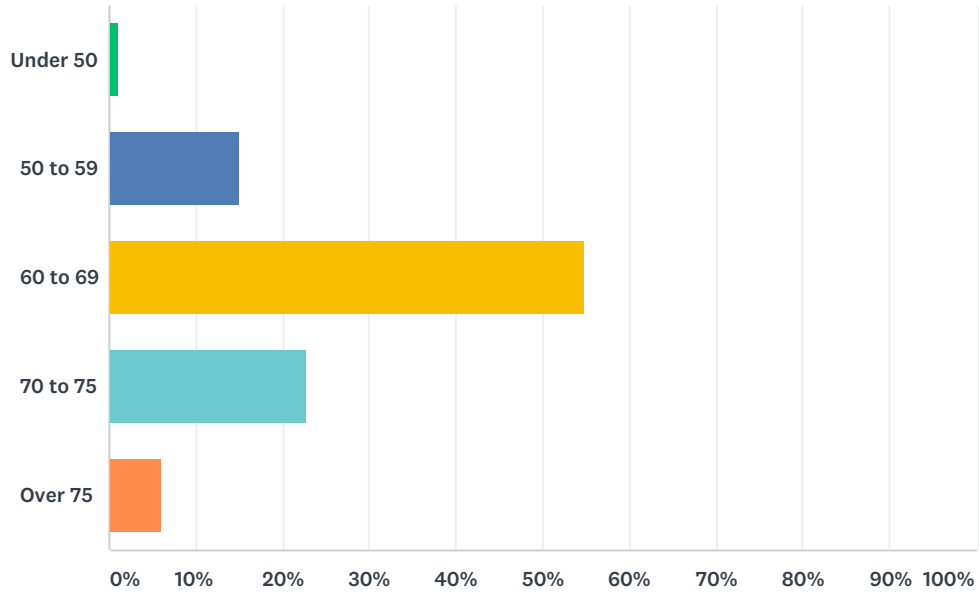
## Q8 How do you think the class should be changed or improved?

Answered: 127 Skipped: 54



### Q9 Please indicate your age group

Answered: 179 Skipped: 2



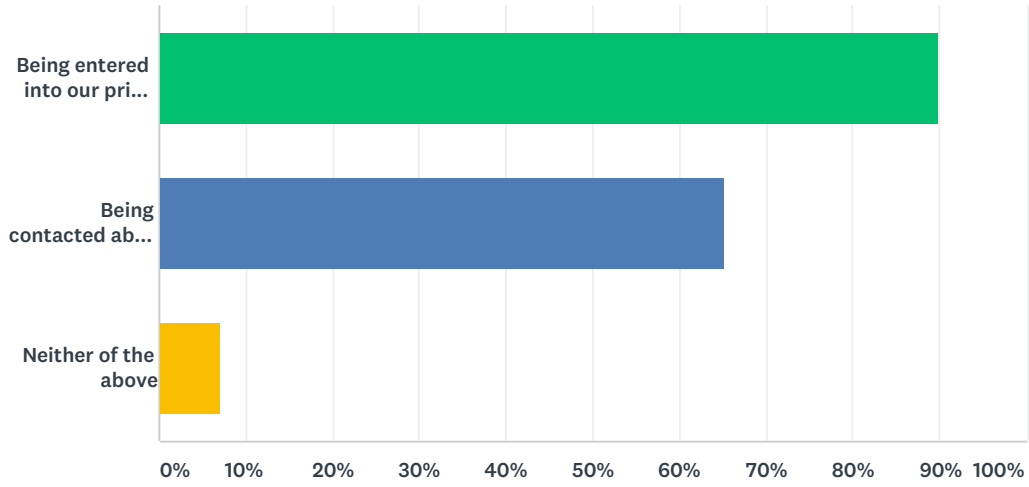
ANSWER CHOICES	RESPONSES	
Under 50	1.12%	2
50 to 59	15.08%	27
60 to 69	54.75%	98
70 to 75	22.91%	41
Over 75	6.15%	11
<b>TOTAL</b>		<b>179</b>

**Q10 Where do you live? (please state name of your village or town)**

Answered: 179 Skipped: 2

Q11 Please indicate if you consent to the following. Select all that apply.

Answered: 181 Skipped: 0



ANSWER CHOICES	RESPONSES	
Being entered into our prize draw	90.06%	163
Being contacted about your experience of taking part in a class	65.19%	118
Neither of the above	7.18%	13
Total Respondents: 181		

## Q12 Please enter your name and email address below:

Answered: 179 Skipped: 2

ANSWER CHOICES	RESPONSES	
Name:	98.88%	177
Email address:	98.88%	177

## Q13 Any further comments?

Answered: 79 Skipped: 102